

CARP-TALK

WEEKLY NEWS FROM THE WORLD OF CARP ANGLING

Week ending 22nd February 2003

Number 445

£1.50

CHEF'S SPECIAL

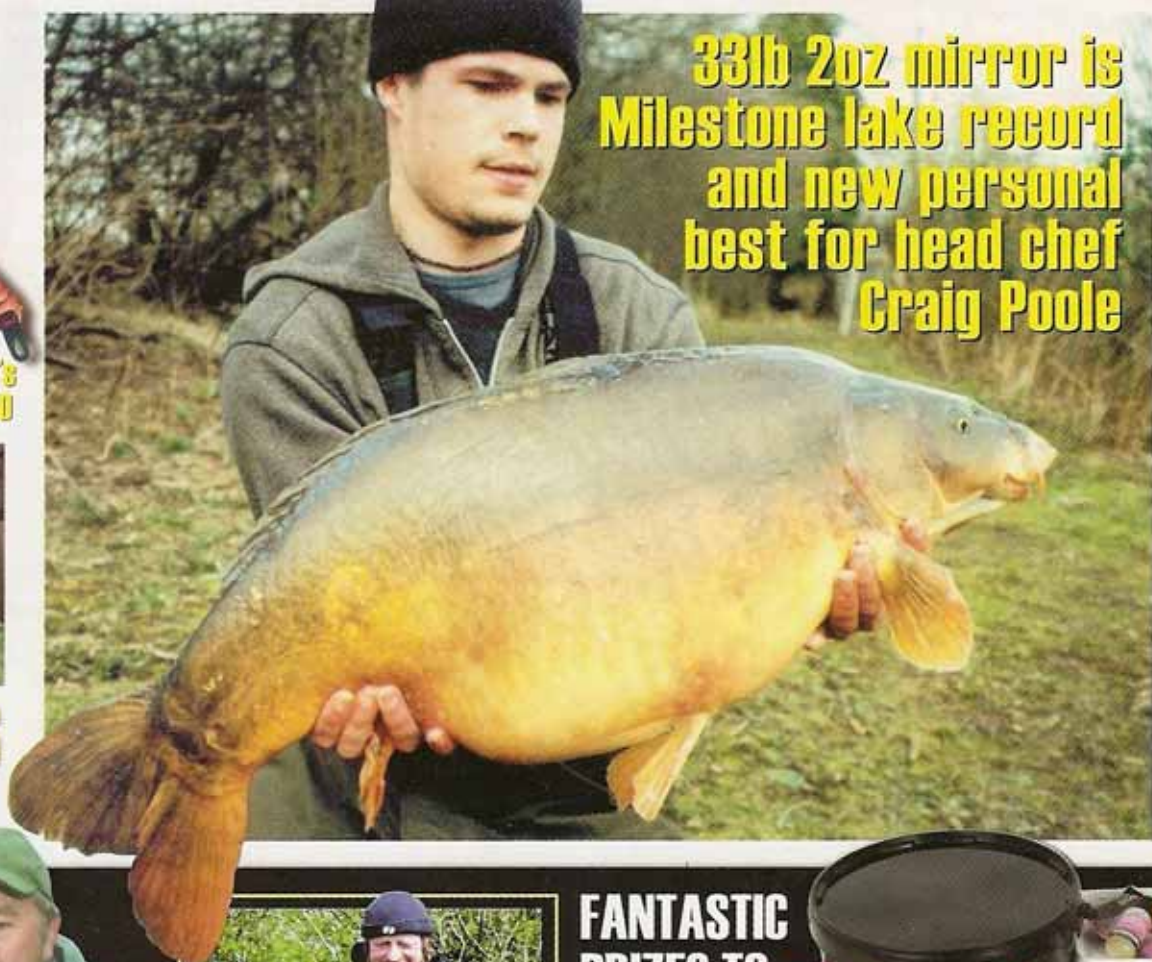

**BUSY DOIN'
KNOTTING!**

Back to basics! Ken Townley's
step-by-step guides... page 50



**OVERCOMING
THE SNAGS**

Steve Briggs has
some methods you
may not be aware of...
page 36



**33lb 2oz mirror is
Milestone lake record
and new personal
best for head chef
Craig Poole**



MINCING FOR CARP

Ron Buss finds inspiration
in the kitchen... page 64

**FANTASTIC
PRIZES TO
BE WON!**




Mincing for Carp

by Ron Buss



Above: The mincer offers another option for PVA bagging



The modified Fryers Bait Ledger is ideal for making the bait plugs



The short rig is ideal for use with the bait plugs

If you specialise in a particular sport then more often than not, depending on what sort of person you are and how much of the old grey matter you are prepared to use, you strive to get the best out of your sport that you can.

Picking up on and striving to improve one aspect within the sport can give you an enormous edge, as was seen and picked up on by me in that great article in issue 442 by Pete Castle regarding fishing for carp with maggots.

I do not know Pete personally, but I admired the way in which he had gone about improving an aspect of the sport which does, without doubt catch carp. It gave him an edge whereby he is confident not only in his bait but also his rigs, thereby catching him those bonus fish in the winter when all around him are having a hard time.

I have, over a number of years now, advocated the use of bag and feeder fishing, taking hundreds of fish using these methods both in England and abroad. The feeder has been instrumental in catching me fish to over 40lb, as have the bags. Unlike the feeder, which relies on a wetted groundbait of some description in its use, the bag requires dry ingredients within its confines. It was with this in mind that I started to

pursue a method of acquiring bag fill medium. Chopped boilies and pellets are great but everyone is doing it. Something else was needed to instil some interest in those carp.

Starting in the kitchen, I took a look at my wife's appliances... someone had to, bless her! First, the liquidiser, which as we should all know is great for bread and, in some ways, nuts. However, what I wanted was a go on her mincer, and soon I was putting a fair range of things through it: Peperami, luncheon meat, Spam. It comes out like worms – it was great.

I then thought, what about minced boilies? Well, what an effect! Using the fine mincing blade, the boilies came out like pellets – Tutti and Honey Yucatan pellets! Time was pressing so I left the pelletised boilies in my bait room. Returning the next day the pelletised boilies had air-dried and now were hard. Just the job.

For a while I was using the tube from Korda Funnel Web

“The feeder has been instrumental in catching me fish to over 40lb, as have the bags”

to make the pellet and boilie plugs but then I got hold of a Fryers Bait Ledger, which is distributed by Gardner Tackle. This I attacked with a hacksaw, cutting off the pointed section and gluing a piece of plastic over the hole made the plunger, and by snapping out the guide in the tube this then made an ideal instrument for making the mesh bags up prior to going out fishing.

The next thing to do was to get the rig right for fishing the plugs, or sticks as some people call them. Being a fan of short rigs and working on a theme Shaver at Gardner Tackle had tried, I tied a 3 1/4-inch-long rig using 15lb Sufix Heavy Skin to a size 8 Gardner Flexi Ring Swivel. I did not want to fish the rig through the bait plug but did not want to hook it onto the end of the plug, so I tied a length of 20lb Tritanium to the Flexi Ring. This was then looped and tied so that the hook and bait could be



Proof of the pudding

positioned halfway down the plug.

When using this rig I foam the hook prior to hooking it onto the bag. When the bag and lead reach the bottom after casting, the foam ensures that the bait sits smack in the middle of the crumbed boilie

when the mesh bag melts.

So there you have it, my dears. Still working on a method a long time after starting to use it can improve your catch rate. Hopefully, this will get the grey matter working somewhere. Who knows? Maybe I will, in the

not-so-distant future, be reading another article by someone who wants to improve on bag fishing still further.
Be lucky,

Ron Buss

Catch 'em every month



Only £36.00 for 12 issues

Subscribe today

- A subscription to Coarse Angling Today or Pike & Predators will cost you just £36.00 for 12 issues (UK) or £54.00 (overseas).
- Simply fill in the section below and send it to: Predator Publications, Newport, East Yorkshire, HU15 2QG
- Please make cheques payable to: Predator Publications Ltd.

Please send me twelve issues of (please tick)

☐ Pike & Predators commencing with issue

☐ Coarse Angling Today commencing with issue

I enclose a cheque/postal order for £36.00/£54.00. Both titles: £72.00/£108.00 (P&P included)

Name:

Address:

Postcode:

Telephone: